



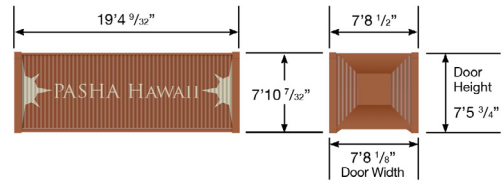
PASHA HAWAII®

EQUIPMENT – CONTAINERS

Interior dimensions and ratings.

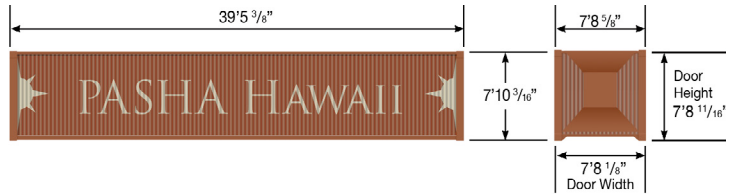
20' Dry Container

Length: 19' 4-1/4"
 Width: 7' 8-9/16"
 Height: 7' 10-7/32"
 Door Opening Width: 7' 8-1/8"
 Door Opening Height: 7' 5-3/4"
 Cubic Capacity: 1,166 cubic feet
 Tare Weight: 4,850 lbs.



40' Dry Standard Container

Length: 39' 5-3/8"
 Width: 7' 8-5/8"
 Height: 7' 10-3/16"
 Capacity: 2,390 cubic feet
 Door Opening Width: 7' 8-1/8"
 Door Opening Height: 7' 8-11/16"
 Tare Weight: 8,100 lbs.



40' Dry High Cube Container

Length: 39' 5-11/16"
 Width: 7' 8-9/16"
 Height: 8' 10-7/32"
 Door Opening Width: 7' 8-1/8"
 Door Opening Height: 8' 5-3/4"
 Cubic Capacity: 2,700 cubic feet
 Tare Weight: 8,550 lbs.



45' Dry High Cube Container

Length: 44' 5-11/16"
 Width: 7' 8-9/16"
 Height: 8' 10-7/32"
 Door Opening Width: 7' 8-1/8"
 Door Opening Height: 8' 5-3/4"
 Cubic Capacity: 3,040 cubic feet
 Tare Weight: 10,650 lbs.



All specifications are for Pasha Hawaii-owned equipment. Dimensions for leased equipment may differ slightly.



PASHA HAWAII®

EQUIPMENT – CONTAINERS (CONT'D)

Interior dimensions and ratings.

40' Reefer High Cube Container

Length: 38' 3/16"
 Width: 7' 6-3/16"
 Height: 8' 3-1/8"
 Door Opening Width: 7' 6"
 Door Opening Height: 8' 2"
 Cubic Capacity: 2,398 cubic feet
 Tare Weight: 11,200 lbs.



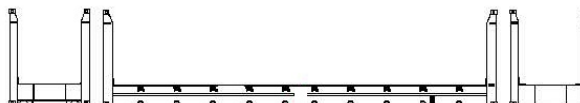
Reefer Genset Tare Weight

For Reefer Containers Only

UNDERSLUNG GENSET 50-Gallon Tank		UNDERSLUNG GENSET 65-Gallon Tank		UNDERSLUNG GENSET 100-Gallon Tank	
WITHOUT FUEL	WITH FUEL	WITHOUT FUEL	WITH FUEL	WITHOUT FUEL	WITH FUEL
1,320 – 1,578 lb 599 – 716 kg	1,670 – 1,928 lb 757 – 875 kg	1,340 – 1,550 lb 608 – 680 kg	1,845 – 2,005 lb 837 – 909 kg	1,360 – 1,520 lb 617 – 690 kg	2,040 – 2,298 lb 837 – 1,043 kg

40' HC Fixed Post Flat Rack (9'6")

Inside Length: 38' 6"
 Inside Width—Deck: 7' 10"
 Inside Width—Between posts: 6' 4"
 Inside Height: 7' 5" in gauge



45' HC Fixed Post Flat Rack (9'6")

Inside Length: 43' 6"
 Inside Width—Deck: 7' 10"
 Inside Width—Between posts: 6' 5"
 Inside Height: 7' 5" in gauge



45' HC Collapsible Flat Rack (9'6")

Inside Length: 43' 3"
 Inside Width—Deck: 7' 10"
 Inside Height: 7' 5" in gauge



All specifications are for Pasha Hawaii-owned equipment. Dimensions for leased equipment may differ slightly.

Call toll-free (877) 322-9920 or your Pasha Hawaii sales representative for further information.